



Understanding Dock Maintenance



If you live on Grand Lake, it is likely you have a dock, or use a dock to store your boat, fish from, or sometimes just enjoy the sunset. Proper maintenance of your dock helps keep your property values up and the time you spend on the dock, safe and enjoyable. GRDA does have some specific rules you have to follow regarding docks including permits for construction, modification and installation of docks, and installation and use of electricity on and around the dock. In addition, how you clean your dock can impact water quality.

Inside, we have provided information on ways you can help protect Grand Lake when you clean, or make changes to your dock. Just remember, if you are making modifications, you might need a permit from GRDA before getting started!



GRDA'S WATERSHED CONSERVATION PROGRAM

Guard the Grand

GRDA's Watershed Conservation Program

Dock Construction, Maintenance and Upkeep



Improper dock siting or construction can cause erosion problems and damage vegetation. Ensuring that you have the proper permits before constructing a dock will help you avoid unnecessary and harmful environmental impacts. If you use a contractor, find one with a good reputation and a history of quality construction and ensure they have the proper permits for the work you want completed. For a list of permitted installers, follow the link, or scan the QR Code: <https://www.grda.com/lake-permits/>




When considering what materials to use while constructing or repairing a dock, consider different types of material. For example, composite wood is an increasingly popular alternative to wood for dock construction. While the material is initially more expensive, composite wood is more durable, less likely to decay and requires little to no ongoing maintenance. Again, if making changes ensure you have all the proper permits.



If you choose to paint your dock, only use brushes or rollers to apply the paint. Spray paint or devices that project the paint can disperse harmful chemicals into the water, negatively affecting aquatic life.

Dock Materials	Advantages	Disadvantages
Composite Woods	Long lasting, low maintenance, resists decay, recyclable materials	Expensive, moderately hot surfaces, low strength
Vinyl, Fiberglass, or Other Plastic	Long lasting, low maintenance, recyclable materials	Expensive, moderately hot surfaces, difficult to properly clean,
Pressure Treated Lumber	Low cost, resists rot	Harmful to aquatic organisms, chemicals can cause corrosion in metal components



When constructing or repairing a dock, use sealant with great caution. Many sealants can be hazardous to the surrounding ecosystem. If you use treated wood on your dock, you do not need to use a sealant.




Over time, boards will begin to split and degrade, so sand down or replace these boards to prevent safety concerns. Be mindful of the particles that are produced from sanding, and use a Shop-Vac to prevent them from reaching the water. If possible, consult with a professional.



Regularly check fasteners, bolts, ladders, and other hardware on and around your dock. Replacing any damaged or missing hardware can prevent major damage. If repairs are necessary, perform them when water levels are low.



When performing repair or maintenance, especially when using chemicals, work on a day with minimal wind and place a tarp underneath the dock to catch accidental spills. Finally, avoid using chemicals that are harmful to the environment such as chlorinated solvents, petroleum distillates, or lye.



It is a matter of public safety to regularly inspect for loose electrical wires and components. If you suspect an electrical issue, a licensed electrician is required to repair it. Planning a maintenance schedule can help ensure that proper dock upkeep is performed in a timely manner. It is useful to regularly take pictures of your dock, which will help you see changes to your dock and its surrounding environment. Follow the link or QR code for more information. <https://www.grda.com/wp-content/uploads/2019/04/Electrical-Certification-Form-09-01-2017-1.pdf>



Frequently Asked Questions

Q: What alternative cleaning solutions can I use for my dock?

A: Mixing a 3 to 1 solution of olive oil and white vinegar is a good alternative to typical cleaning products. For cleaning oil stains, use a baking soda and water mix.

Q: How do I find out more about the rules and regulations regarding docks?

A: There are very specific rules and regulations that must be adhered to on the Grand River waterways. Please visit the following link or scan the QR code to access the rules and regulations.



<https://www.grda.com/wp-content/uploads/2019/08/Ch-35-Lake-Rules-EFF-8-11-19-1.pdf>


Guard the Grand is an educational program with the goal of fostering an ethic of environmental stewardship in Oklahomans residing in watersheds that flow into Grand Lake O' the Cherokees.

Guard the Grand
420 Hwy 28, PO Box 70
Langley, OK 74350
<https://www.grda.com/guard-the-grand/>
guardthegrand@grda.com

Publication written by:

Jennifer Salvo

Jeri Fleming



This publication was developed under Assistance Agreement No. NE-01F627-01 awarded by the U.S. Environmental Protection Agency. It has not been formally reviewed by EPA. The views expressed in this document are solely those of Grand River Dam Authority and EPA does not endorse any products or commercial services mentioned in this publication.
Photos courtesy of pixabay.com and kissclipart.com